

Hawle E2 Gate Valves with EN1092 or Table E Flanges



Technical Guide W4.48

Hawle resilient seated double flanged E2 Gate Valves, drilled to EN1092 PN16 or AS2129 Table E.



10.22 | W4.48 HAWLE ALTERNATIVE GATE VALVE

Applications

Potable water networks
Bulk water storage
Process water systems
Pump stations

Product Attributes

Hawle 10 Year Quality Warranty
Wear resistant wedge guides
Low closing torques at full differential pressure
No bypass valve required
Suitable for actuation

Approvals/Standards

AS2638.2:2011 Gate Valves for Water Works – Resilient Seated
WSAA Product Appraisal Report 1904 Issue 2

Quality

ISO 9001 Quality Management Systems

We are the supply partner of choice for New Zealand's civil construction industry, specialising in water and infrastructure based solutions.

HYNDSwater

E2 Valve Flanged Ends DN50 – 200

The Hawle E2 resilient seated gate valve is a high-quality water valve designed for a long service life. The wear resistant guides ensure easy reliable operation, while the "O" ring system allows field maintenance once pressure in the valve is relieved. The epoxy coating system complies with the requirements of the relevant German and Australian Standards for contact with Potable Water.

Standard Version

Supplied with Spindle Cap

Product Features

100% suitable for underground installation.

Anti-Clockwise closing as standard. Clockwise Closing also available.

Smooth straight-through bore allows for easy cleaning with a pig.

Duplex stainless-steel spindle.

Spindle supported by POM friction washers for minimum closing forces.

Ductile Iron wedge is fully vulcanised for use in potable water.

Can be easily opened or closed without a by-pass valve or power assistance, even at a differential of 16 bar.

O-rings are replaceable under pressure (according to ISO 7259).

Designed for easy fitment of actuators and other accessories.

Hawle 10 Year "Quality Warranty" when in use on potable water applications.

Optional Accessories

Handwheel

Angular Gearbox

Electric Actuator


Position Indicator

Extension Spindles

Bypass valve for DN500, DN600 only

TABLE 1

No.	Component	Materials/Description
1/2	Body and bonnet	Ductile iron EN-GJS-400-18 according to EN 1563 (GGG 400 – DIN 1693) inside and outside epoxy powder coated according to DIN 30677-T2 in accordance with DIN 3476
3	Spindles	Stainless St 1.4021 (X20Cr13), with rolled thread
4	Wedge	Ductile iron EN-GJS-400-18 according to EN 1563 (GGG 400 – DIN 1693), inside and outside fully rubberized with vulcanized elastomer
5	Wedge guide	Wear resistant plastic with high gliding features
6	Wedge nut	Dezincification resistant brass CuZn36Pb3As
7	O ring bush	Ms 58
8	O-rings	Elastomer, embedded in non-corrosive material (according to DIN 3547-T1) and replaceable under pressure (according to ISO 7259)
9	Back seal	Elastomer
10	Circlip	POM
11	Wiper ring	Elastomer
12	Bonnet gasket	Elastomer
13	Allen screws	St 8.8 DIN 912 absolutely corrosion protected by being sunk into the body and sealed, and by passing through bonnet gasket
14	Edge protecting ring	PE avoids damages during transport and storage
15	Friction washers	POM guarantees smooth spindle guiding



WRAS Appraised
AS2638 Approved

FIG. 1 E2 Valve Flanged Ends 50-200

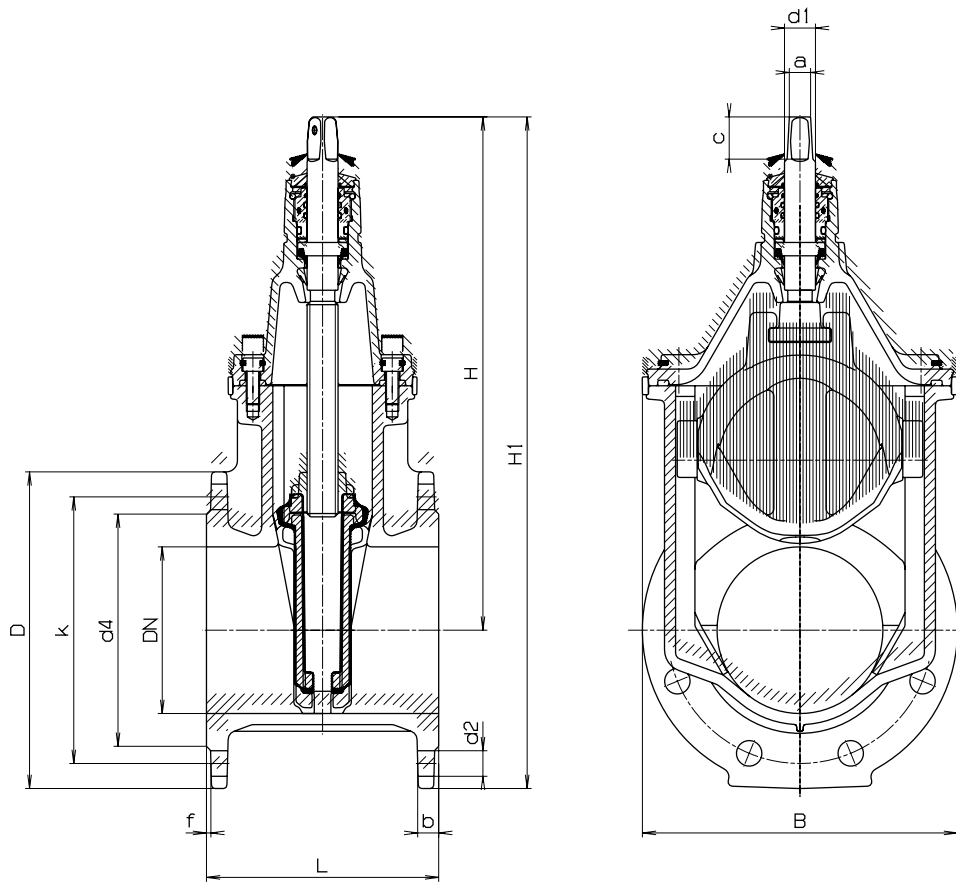


FIG. 2

TABLE 2 Seated Gate Valves 50-200 Flanged to EN1092 PN16

Code	DN	Flange					Bolts		Spindle				Valve		Weight (kg)		
		D	b	k	d4	f	Qty.	Size	d2	a	c	d1	H	H1		L	B
VSDFPN16050-C	50	165	19	125	98	3	8	M16	19	14.8	30	22	260	342	150	143	11.0
VSDFPN16080-C	80	200	19	160	133	3	8	M16	19	17.3	35	25	336	436	180	180	18.5
VSDFPN16100-C	100	220	19	180	153	3	8	M16	19	19.3	38	25	373	483	190	213	24.5
VSDFPN16150-C	150	285	19	240	209	3	8	M20	23	19.3	38	28	462	605	210	285	40.5
VSDFPN16200-C	200	340	20	295	264	3	12	M20	23	24.3	48	32	563	733	230	357	64.0

TABLE 3 Seated Gate Valves 50-200 Flanged to AS2129 Table E

Code	DN	Flange					Bolts		Spindle				Valve		Weight (kg)		
		D	b	k	d4	f	Qty.	Size	d2	a	c	d1	H	H1		L	B
VSDF100-CE	100	230	19	191	167	3	8	M16	18	14.8	30	22	260	342	178	143	11.5
VSDF150-CE	150	305	24	260	232	3	12	M20	22	17.3	35	25	336	436	203	180	19.0
VSDF200-CE	200	370	24	324	296	3	12	M20	22	19.3	38	25	373	483	229	213	26.0

E2 Valve Flanged Ends DN250 – 600

The Hawle E2 resilient seated gate valve is a high-quality water valve designed for a long service life. The wear resistant guides ensure easy reliable operation, while the "O" ring system allows field maintenance once pressure in the valve is relieved. The epoxy coating system complies with the requirements of the relevant German and Australian Standards for contact with Potable Water.

Standard Version

Supplied with spindle cap

Optional Accessories

- Handwheel
- Angular Gearbox
- Electric Actuator
- Position Indicator
- Extension Spindles
- Bypass valve for DN500, DN600 only

Product Features

- 100% suitable for underground installation.
- Anti-Clockwise closing as standard. Clockwise Closing also available.
- Smooth straight-through bore allows for easy cleaning with a pig.
- Duplex stainless-steel spindle.
- Spindle supported in ball bearings for minimum closing forces.
- Ductile Iron wedge is fully vulcanised for use in potable water.
- Can be easily opened or closed without a by-pass valve or power assistance, even at a differential of 16 bar.
- O-rings are replaceable when valve depressurised.
- Designed for easy fitment of actuators and other accessories.
- Hawle 10 Year "Quality Warranty" when in use on potable water applications.

TABLE 4

No.	Component	Materials/Description
1/2/16	Body/Bonnet/Centre housing	Ductile iron EN-GJS-400-18 according to EN 1563 (GGG 400 DIN 1693) inside and outside epoxy powder coated according to DIN 30677-T2 in accordance with DIN 3476.
3	Spindles	Stainless steel St 1.4021 (X20Cr13), with rolled thread
4	Wedge	Ductile cast iron EN-GJS-400-18 according to EN 1563 (GGG 400 – DIN 1693), fully rubberized with vulcanized elastomer.
5	Wedge guide	Wear resistant plastic with high gliding features
6	Wedge nut	Dezincification resistant brass CuZn36Pb3As
7	O-ring bush	Ms 58
8/18	O-rings/Sealing O-rings	Elastomer, embedded in non-corrosive material (according to DIN 3547-T1) and replaceable without pressure
9	Back seal	Elastomer
11	Wiper ring	Elastomer
12	Bonnet gasket	Elastomer
13	Allen screws	St 8.8 DIN 912 absolutely corrosion protected by being sunk into the body and sealed, and by passing through bonnet gasket
17	Ball bearing	
19	Centre ring	POM
20	Centre housing gasket	Elastomer

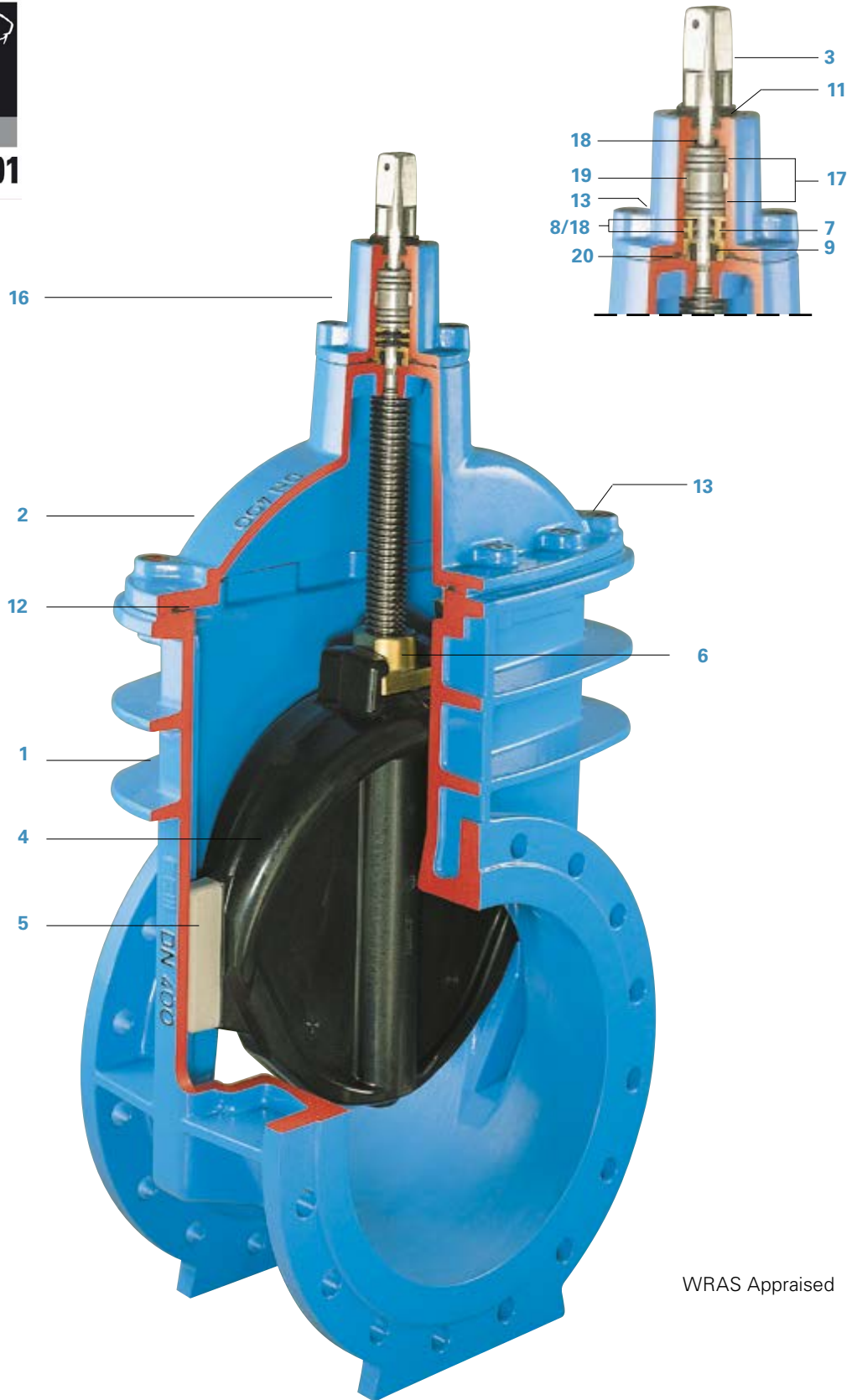



FIG. 3 E2 Valve Flanged Ends DN 250 – 600

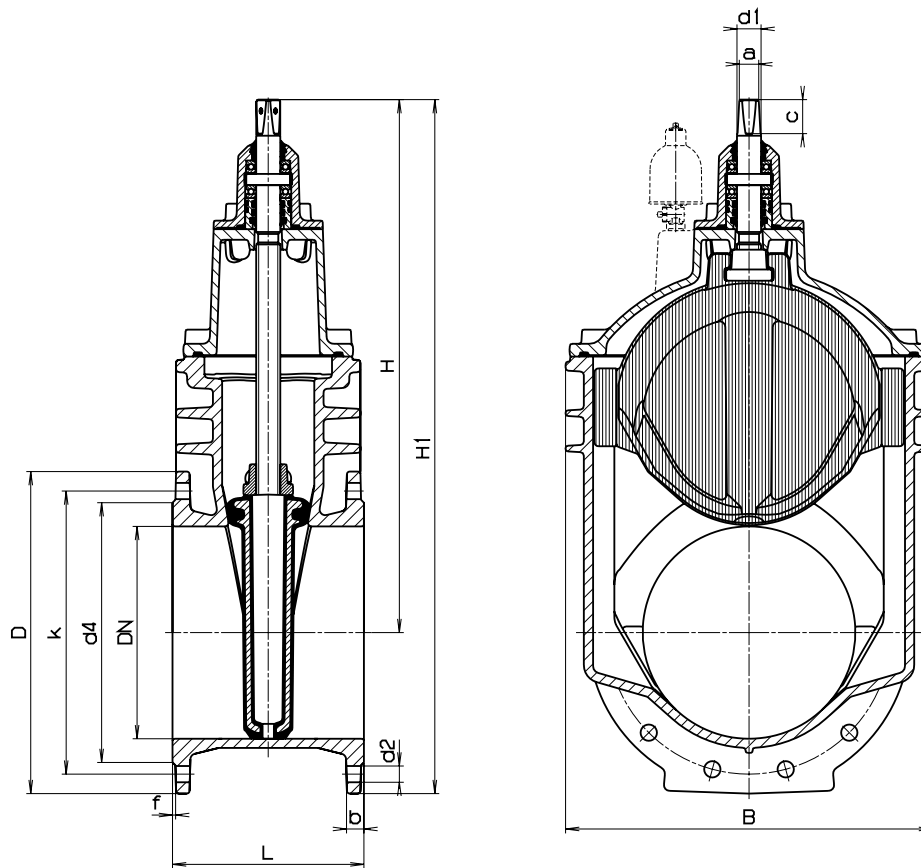


FIG. 4

TABLE 5 Seated Gate Valves 250-400 Flanged to EN1092 PN16

Code	DN	Flange			Bolts			Spindle			Valve			Weight (kg)			
		D	b	k	d4	f	Qty.	Size	d2	a	c	d1	H	H1	L	B	
VSDFPN16250-C	250	400	22	355	319	3	12	M24	28	27.3	48	34	670	870	250	432	100.0
VSDFPN16300-C	300	455	24.5	410	367	4	12	M24	28	27.3	48	34	753	981	270	518	147.0
VSDFPN16400-C	400	580	28	525	477	4	16	M27	31	32.3	55	44	974	1264	310	687	261.0

TABLE 6 Seated Gate Valves 250-300 Flanged to AS2129 Table E

Code	DN	Flange			Bolts			Spindle			Valve			Weight (kg)			
		D	b	k	d4	f	Qty.	Size	d2	a	c	d1	H	H1	L	B	
VSDFPN16250-C	250	400	22	355	319	3	12	M24	28	27.3	48	34	670	870	330	432	104.0
VSDFPN16300-C	300	455	24.5	410	367	4	12	M24	28	27.3	48	34	753	981	356	518	153.5

Branches Nationwide *Support Office & Technical Services 0800 93 7473*

Disclaimer: While every effort has been made to ensure that the information in this document is correct and accurate, users of Hynds product or information within this document must make their own assessment of suitability for their particular application. Product dimensions are nominal only, and should be verified if critical to a particular installation. No warranty is either expressed, implied, or statutory made by Hynds unless expressly stated in any sale and purchase agreement entered into between Hynds and the user.