

Hawle E2 Resilient Seated Gate Valves DN50 – DN200

Technical Guide W4.20A

The Hawle E2 Sluice Valves are a PN16 rated, resilient seated gate valve in sizes from DN50 – DN200. European designed and manufactured for a long life and reliable operation in water networks, they are compliant with AS2638.2:2011. They are also covered by the Hawle 10 Year “Quality Warranty” when in use on potable water applications.



09.2.1 | W4.20A HAWLE E2 FLANGED SLUICE VALVE 50-200

Applications

- Potable water networks
- Bulk water storage
- Process water systems
- Pump stations

Product Attributes

- Hawle 10 Year Quality Warranty
- Wear resistant wedge guides
- Low closing torques at full differential pressure
- Smooth straight through bore
- Suitable for actuation

Approvals/Standards

- AS2638.2:2011 Gate Valves for Water Works – Resilient Seated
- WRAS Appraisal
- WSAA Product Appraisal 11/23

Quality

- ISO 9001 Quality Management

We are the supply partner of choice for New Zealand's civil construction industry, specialising in water and infrastructure based solutions.

E2 Valve Flanged Ends DN50 – DN200

The Hawle E2 resilient seated gate valve is a high-quality water valve designed for a long service life. The wear resistant guides ensure easy reliable operation, and low-torque opening and closing. The epoxy coating system complies with the requirements of the relevant German and Australian Standards for contact with Potable Water.

Product Features

- 100% suitable for underground installation.
- Anti-Clockwise closing as standard. Clockwise Closing also available.
- Smooth straight-through bore allows for easy cleaning with a pig.
- Duplex stainless-steel spindle.
- Ductile Iron wedge is fully vulcanised for use in potable water.
- Spindle supported by POM friction washers for minimum closing forces.
- Can be easily opened or closed without a by-pass valve or power assistance, even at a differential of 16 bar.
- O-rings are replaceable under pressure (according to ISO 7259).
- Designed for easy fitment of actuators and other accessories.
- Supplied with Spindle Cap as standard.
- Hawle 10 Year “Quality Warranty” when in use on potable water applications.

Standard Version

- Supplied with Spindle Cap

Optional Accessories

- Handwheel
- Electric Actuator
- Position Indicator
- Extension Spindles
- Rigid
- Telescopic

TABLE 1

No.	Component	Materials/Description
1/2	Body and bonnet	Ductile iron EN-GJS-400-18 according to EN 1563 (GGG 400 – DIN 1693) inside and outside epoxy powder coated according to DIN 30677-T2 in accordance with DIN 3476 and in compliance with AS4020
3	Spindles	Duplex Stainless Steel
4	Wedge	Ductile iron EN-GJS-400-18 according to EN 1563 (GGG 400 – DIN 1693), inside and outside fully rubberized with vulcanized elastomer
5	Wedge guide	Wear resistant plastic with high gliding features
6	Wedge nut	Dezincification resistant brass CuZn36Pb2As
7	O ring bush	CW617N
8	O-rings	Elastomer, embedded in non-corrosive material (according to DIN 3547-T1) and replaceable under pressure (according to ISO 7259)
9	Back seal	Elastomer
10	Circlip	POM
11	Wiper ring	Elastomer
12	Bonnet gasket	Elastomer
13	Allen screws	St 8.8 DIN 912 absolutely corrosion protected by being sunk into the body and sealed, and by passing through bonnet gasket
14	Edge protecting ring	PE avoids damages during transport and storage
15	Friction washers	POM guarantees smooth spindle guiding




FIG. 1 Hawle E2 Valve Flanged Ends DN50 - DN200

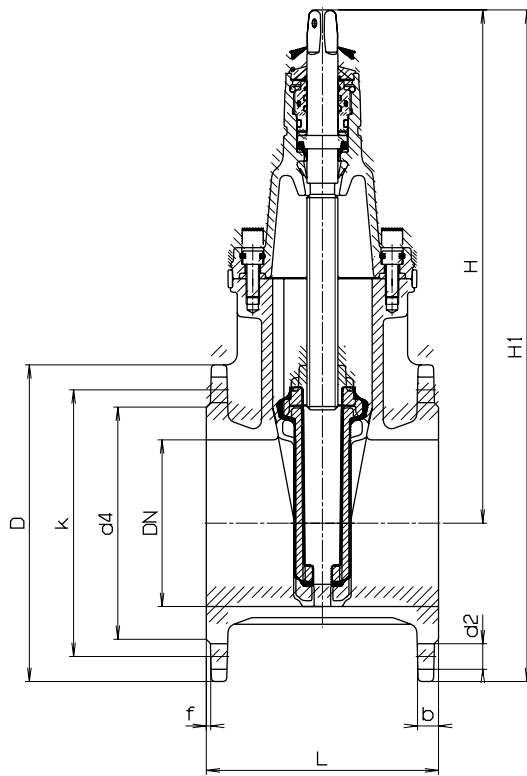


FIG. 2

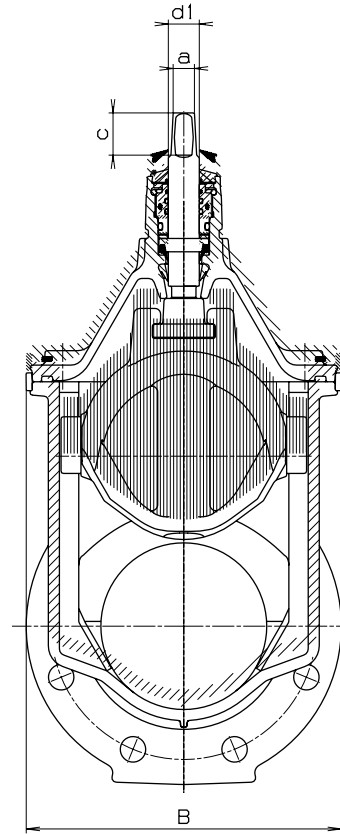


FIG. 3

TABLE 2

Item Code	DN (mm)	PN (bar)	Flange					Bolts			Spindle			Valve		Weight (kg)		
			D	b	k	d4	f	Qty.	Size	d2	a	c	d1	H	H1		L*	B
VSDF050-C	50	16	165	19	114	98	3	4	M16	19	14.8	30	22	260	342	178	143	11.5
VSDF080-C	80	16	200	19	146	133	3	4	M16	19	17.3	35	25	336	436	203	180	19
VSDF100-C	100	16	220	19	178	153	3	4	M16	19	19.3	38	25	373	483	229	213	26
VSDF150-C	150	16	285	19	235	209	3	8	M16	19	19.3	38	28	462	605	267	285	45
VSDF200-C	200	16	340	20	292	264	3	8	M16	19	24.3	48	32	563	733	292	357	67.5

Note: *Other body lengths available on special order.

Branches Nationwide Support Office & Technical Services 0800 93 7473

Disclaimer: While every effort has been made to ensure that the information in this document is correct and accurate, users of Hynds product or information within this document must make their own assessment of suitability for their particular application. Product dimensions are nominal only, and should be verified if critical to a particular installation. No warranty is either expressed, implied, or statutory made by Hynds unless expressly stated in any sale and purchase agreement entered into between Hynds and the user.